

UTRGV-EHS-CCP Program **Infants** Remote Teaching

Instructional Guide

October 19-23, 2020

Learning Outcomes:

This week children will explore the concept of extended family, identify extended family members, and discover the important roles these family members play in their lives.

Children will be exposed to the following words throughout the week: **grandma, grandpa, uncle, aunt**

Mental Health: Dr. Bailey's Conscience Discipline Strategies	<u>Unite</u>	<u>Calm</u>	<u>Connect</u>	<u>Commit</u>
	Morning Song: "You Are My Sunshine, My Only Sunshine" Frog Street Sing- Along Songs In Portal	Demonstrate how grandpa might snore. Ask: Have you ever heard your grandpa snore? Have you ever heard anyone snore? Have children copy you as snore in a deep breath and then release it.	Have children select a family member they would like to greet by giving a high-five or handshake.	Tell the child about gentle hands and give examples of gentle hands. Demonstrate by patting on the back or kindly shaking hands with one another.




Morning Message: Have the child **LISTEN** the following sentences throughout the week.

1. I love my grandma and grandpa.


2. I love my aunt and uncle.

Theme 2: My Family and Home Week 2: Extended Family	Family Connection	Nursery Rhyme/Song	Enrichment Activities	Special Needs Adaptations

Literacy

Theme 2 Week 2 Wonderful Words of the Week: Grandma Grandpa Aunt Uncle cousin	Title of the Story: <i>Making Your Family Tree</i> Learning Outcomes This week children will explore the concept of extended family, identify extended family members, and discover the important roles these family members play in their lives. English YouTube Video:  Spanish YouTube Video: 	Family Activity Create a Family Tree and discuss with child who is who and what are their roles. 	Nursery Rhyme/s: Grandparents Are Special https://youtu.be/_qUVEUzyTU The More We https://portal2.frogstreet.com/subscriptions/frog-street-infants/music/	"How to Introduce your Family" 1. Take the cereal box or any cardboard you want to use. 2. Cut out the box to fit the front and back of the cardboard. 3. When you have two equal sides cut out, we begin to decorate or paint it as you like it is optional. 4. After finishing the process paste your family photos on the	Special Needs Adaptations Reading together when babies are as young as 4 months old increases the chances that parents continue reading to babies as they get older. Beginning early is important because the roots of language are developing in a baby's brain even before he can talk! The more words your baby hears over time, the more words he learns.
---------------------------------------------------------------------------------------------------------------------------	--------------------------------------------------------------------------------------------------------------------------------------------------------------------------------------------------------------------------------------------------------------------------------------------------------------------------------------------------------------------------------------------------------------------------------------------------------------------------------------------------------------------------------------	--------------------------------------------------------------------------------------------------------------------------------------------------------------------------------------------------------------------	-------------------------------------------------------------------------------------------------------------------------------------------------------------------------------------------------------------------------------------------------------------------------------------------------------------------------------------	-----------------------------------------------------------------------------------------------------------------------------------------------------------------------------------------------------------------------------------------------------------------------------------------------------------------------------------------------------------------------------------	--------------------------------------------------------------------------------------------------------------------------------------------------------------------------------------------------------------------------------------------------------------------------------------------------------------------------------------------------------------------------------------------------------------

	<p>Language Enhancement: To encourage participation and language opportunities as you interact with the child/children.</p> <p>Use your Classroom Mascot.</p>		<p>Closing Song:</p> <p>You Are My Sunshine</p> <p>https://portal2.frogstreet.com/subscriptions/frog-street-infants/music/</p>	<p>cardboard either horizontally or vertically. 5. Then line up both sides of the cardboard and you are welcome to make it like a book by adding three holes and tie it with a twist ties or you can just use one piece of cardboard and put your family photos on. Whichever way you choose to make it, it is up to you get creative.</p>	<p>Offer short, simple stories with colorful illustrations—board books are perfect</p> <p>Offer board books with simple stories. Stories with rhymes and phrases that repeat also catch your toddler's attention. Children this age also love stories with pictures of other babies and familiar objects, such as animals.</p> <p>Babies may begin to explore books by looking, touching (opening/closing), and mouthing them. By 9 months, they may prefer or seem to recognize certain stories or pictures. Your baby may also continue to occasionally mouth books. In the early years, that is a normal book behavior and tells us that babies want to explore books!</p>
--	---------------------------------------------------------------------------------------------------------------------------------------------------------------------------------	--	-----------------------------------------------------------------------------------------------------------------------------------------------------------------------------------------------------------------------------	--------------------------------------------------------------------------------------------------------------------------------------------------------------------------------------------------------------------------------------------------------------------------------------------------------------------------------------------	-------------------------------------------------------------------------------------------------------------------------------------------------------------------------------------------------------------------------------------------------------------------------------------------------------------------------------------------------------------------------------------------------------------------------------------------------------------------------------------------------------------------------------------------------------------------------------------------------------------------------------------------------------------------------------

Math					
<p>Wonderful Words of the Week:</p> <p>Family & Friends</p>	<p>Sensory Find My Family and Friends Learning Outcome: <i>Child engages in:</i> Developing control of small muscles for manipulation and exploration. Positive relationships and interactions with adults.</p>	<p>Family Connections</p> <p>We are a family. Remember to repeat the words family and friends throughout the week. Don't forget this activity will help your child build their fine motor skills and also develop a positive relationship with adults.</p> 	<p>Nursery Rhyme/s</p> <p>Song/s: Entrance Song: We are a Family by Jack Hartman https://youtu.be/fop10BeXnY Closing Song: Goodbye Friends https://youtu.be/2O975ewRT7Q</p>	<p>Enrichment Activities Family Mega Blocks A great way to include family members in your child's learning. These family blocks are the perfect way to connect young children with their love of blocks and their love of family. Add pictures of family member to each block so that child can name, stack, and connect blocks.</p>	<p>Special Need Adaptations Multisensory techniques:</p> <ul style="list-style-type: none"> • Use of color for highlighting, organizing information, or imagery. • Use of modeling materials such as clay and sculpting materials, paper mache to

**Materials:**

A box or container

- Strips of paper, cotton balls, or lentils
- Pictures of family and friends

Procedure:



Encourage child to find his family and friends by placing pictures into a box filled with strips of paper, cotton balls or lentils.

Model and encourage child to pull out a picture and ask your child who is in the picture.

Make sure to give your child time to answer then tell them they are doing a great job and tell them who it is. Encourage child to grab another picture and see who he/she can find next. This activity will help your child build their fine motor skills and develop a positive relationship with adults.

create models.

- Use of sand trays, raised line paper, textured objects, sensory putty, finger paints, and puzzles to develop fine motor skills

	English YouTube Video:  Spanish YouTube Video: 				
--	--------------------------------------------------------------------------------------------------------------------------------------------------------------------------------------------------------------------------------------------------	--	--	--	--

Pretend and Learn					
Wonderful Words of the Week: Grandma Grandpa Aunt Uncle cousin	<u>Title of the Lesson:</u> Silly Stuff What could be better than making your baby laugh? It's not just good for your soul it helps baby develop their sense of a humor, which is an important part of human communication. Pay attention to whatever your baby finds funny and repeat it. Use props like funny hats, big sunglasses, and mirrors to make your baby giggle. <u>Learning Outcomes</u> <i>This week children will explore the concept of extended family, identify extended family members, and discover the important roles these family members play in their lives.</i>	<u>Family Connections</u> Make sure your baby is comfortable. Ensure that car seat straps are safe but not too tight. Make sure clothing is not bunched up under your child. Ensure that air vents are not blowing directly on your baby.	<u>Nursery Rhyme/s</u> My Mother is a Baker song: https://youtu.be/Wzk5KN8vGik My Family song: https://youtu.be/GiRUF7hvWuM	<u>Enrichment Activities</u> Family Tree Objective: have a conversation by using pictures of family members with your child about the family members that are part of your family ex. mother, father, sister, brother, grandmother, and grandfather.	<u>Special Need Adaptations</u> In the Kitchen In the kitchen, you and your children can do many things together: put away groceries, prepare meals and snacks, set the table. Every family member can have a job to do! Your children will feel good about their successes as they use their large and small muscles and look for shapes and colors. Be sure the kitchen is a safe place. Keep sharp objects out of reach. Remind your children about family rules in the kitchen.



Art/Creativity Station

Wonderful Words of the Week:

Father
Mother
Brother
Sister
Baby
Grandmother
Grandfather

Family Mega Blocks
Family blocks are the perfect way to connect young children with their love of blocks and their love of family.
Extend the play by graphing family members into categories like male/female, Uncles/Aunts/Cousins/Grandparents, immediate/extended family, etc.



Learning Outcomes:

This week children will explore the concept of extended family, identify extended family members, and discover the important roles these family members play in their lives.

English YouTube Video: 

Spanish YouTube Video: 

Family Connections Encouraging Exploration

Allow your baby to explore when she is awake. The only time your baby belongs in her crib is for sleeping. Avoid keeping your baby confined to feeding tables, swings, walkers, and carriers. Little ones can't explore when they are confined.

Nursery Rhyme/s

I Love You - Family

<https://youtu.be/BcA6muHkGXc>

Song: Entrance Song:

Good Morning Song

<https://youtu.be/FCOpgwF28cM>

Closing Song:

Goodbye to You

<https://youtu.be/STMI4yiPpoM>

Emphasize the following words:

Father
Mother
Brother
Sister
Baby
Grandmother
Grandfather

Enrichment Activities






MESS FREE ZIP LOCK PAINTING



is a great art activity to stimulate baby's sense of touch and sight and they can enjoy watching all the wonderful colors merge, mix and change.

Special Need Adaptations







Creative art is sensory
When babies engage in creative art, it is a whole body experience. They often are as interested in grasping, chewing, pounding, and squishing.

STEAM Building Structures

<p>Wonderful Words of the Week:</p> <p>Uncle aunt cousins godmother godfather</p>	<p>Dropping pompoms in a drop box.</p>  <p>Learning Goals: Develop control of small muscles for manipulation and exploration. Listens with interest to language of others.</p> <p>The child will practice controlling their small muscles for 1 box</p> <p><u>Materials:</u></p> <p>Construction paper</p> <p>Markers</p> <p>Pompoms or paper</p> <p>Container</p> <p>(optional) extended family pictures manipulation and exploration.</p> <p><u>Procedures</u></p> <p>1) With construction paper create four tubes and glue them on a box. 2) You can add photos of your extended family on the tubes.</p>	<p><u>Family Connections</u></p> <p>-Sing to your baby often.</p> <p>-Talk to baby even though you know she does not yet understand you. -Narrate your actions. Discuss your thoughts. Describe things you see. -Speak to your child from across the room and speak to her face to face. -Make a point to speak to her daily with eye contact about 12 inches from her face.</p>	<p><u>Nursery Rhyme/s</u></p> <p>The Finger Family Song: https://youtu.be/VsTKkIOCzUE</p> <p>Five in the Bed: </p> <p><u>Song/s:</u></p> <p>Entrance Song: Hello </p> <p>Closing Song:</p> <p>Baby Shark https://youtu.be/XqZsoesa55w</p>	<p><u>Enrichment Activities</u></p> <p>Hot and Cold https://youtu.be/f_kJFkyhRRE</p> <p>Infants and toddlers are also incredibly receptive to learning these skills and subjects. They are incredibly active learners who love to explore, investigate, and discover. Give babies the opportunity to be active, engaged, and take charge of their own learning. By encouraging these natural tendencies, we can open up the fascinating and wonderful world of STEAM to them right from the beginning</p>	<p><u>Special Need Adaptations</u></p> <p>This activity will help the baby have control with open and shut hands and also to recognize familiar people.</p>
----------------------------------------------------------------------------------------------------------	-------------------------------------------------------------------------------------------------------------------------------------------------------------------------------------------------------------------------------------------------------------------------------------------------------------------------------------------------------------------------------------------------------------------------------------------------------------------------------------------------------------------------------------------------------------------------------------------------------------------------------------------------------------------------------------------------------------------------------------------------------------------------	-------------------------------------------------------------------------------------------------------------------------------------------------------------------------------------------------------------------------------------------------------------------------------------------------------------------------------------------------------------------------------------------------------------	------------------------------------------------------------------------------------------------------------------------------------------------------------------------------------------------------------------------------------------------------------------------------------------------------------------------------------------------------------------------------------------------------------------------------------------------------------------------------------------------------------------------------------------------------	------------------------------------------------------------------------------------------------------------------------------------------------------------------------------------------------------------------------------------------------------------------------------------------------------------------------------------------------------------------------------------------------------------------------------------------------------------------------------------------------------------------------------------------------------------------------	--------------------------------------------------------------------------------------------------------------------------------------------------------------------

<p>3)Talk about the pompoms and the texture and let the baby explore.</p> <p>4)Demonstrate how you can grab the pompom and drop it through the tube.</p> <p>5)Encourage the baby to help you drop the pompoms in the tubes.</p> <p><u>Questions:</u></p> <p>Before: Do you have cousins?</p> <p>During: How many cousins do you have?</p> <p>After: how does that feel?</p> <p>English YouTube Video:</p> <p></p> <p>Spanish YouTube Video:</p> <p></p>				
------------------------------------------------------------------------------------------------------------------------------------------------------------------------------------------------------------------------------------------------------------------------------------------------------------------------------------------------------------------------------------------------------------------------------------------------------------------------------------------------------------------------------------------------------------------------------------------------------------------------------------------------	--	--	--	--

Social Emotional Development

Wonderful Words of the Week:	Play ideas encourage baby emotions	Family Connections https://cliengagefamily.org/ Rocking on a Beach Ball	Nursery Rhyme/s Hey Diddle Diddle https://youtu.be/Lsbr7a5MVOk	Enrichment Activities Hush Little Baby song: https://youtu.be/Omlv_6ymeqw	Special Need Adaptations
More Father Mother Brother Sister Baby Grandmother Grandfather	[1] Make music with your baby. Musical play like singing or making sounds with toys or simple instruments can help children let their emotions out. [2] Try messy play with sand, mud, paints and other gooey substances. This can help your older baby get used to the way different things make her feel. For example, your baby can slap mud around happily, or slosh water angrily.	Baby Play 0-3 Months  https://cliengagefamily.org/ Mecerse en una pelota de playa Baby Play 6-12 Months  	Five Little Monkeys https://youtu.be/LrM62pv56o0 	 Mozart for Babies Brain Development Classical Music for Sleeping Babies Baby Sleep Music Lullaby Music to Sleep, Mozart Effect https://youtu.be/5TFJOJ9Cgn0 	[1] Modify toys and equipment. Simple changes often can be made to regular toys. For example, you can help a child who has difficulty with stacking rings by simply removing every other ring. For a child who has difficulty holding a bottle, cover the bottle with a cloth sock so little hands can grasp it better [2]. Make small changes in your environment. Slight adjustments in your environment may make the time that a child with special adaptations spends with you easier and more enjoyable for everyone.

Physical Development

Wonderful Words of the Week:					
<p>More</p> <p>Father</p> <p>Mother</p> <p>Brother</p> <p>Sister</p> <p>Baby</p> <p>Grandmother</p> <p>Grandfather</p>	<div data-bbox="296 159 363 212" data-label="Image"> </div> <p data-bbox="296 245 680 302">Baby Stretches 1 Minute Yoga for Babies</p> <div data-bbox="296 326 575 513" data-label="Image"> </div> <p data-bbox="296 537 659 570">https://youtu.be/JgkZhGNSn8Q</p> <p data-bbox="296 594 726 813">If you've ever worried that your baby has been in their car seat for too long, or you simply want to stretch their muscles and promote tummy time and balance, then yoga is a wonderful way to move their little bodies.</p> <p data-bbox="296 886 709 919">Baby Exercises months 6-12 months</p> <div data-bbox="506 927 569 980" data-label="Image"> </div> <p data-bbox="296 992 426 1024">Baby Yoga</p> <p data-bbox="296 1049 646 1081">https://youtu.be/uK21dM5iAaI</p>	<p data-bbox="758 151 951 207"><u>Family Connections:</u></p> <p data-bbox="758 212 978 472">Rock your baby to sleep. Sing to him and or lay him down next to you and gently touch his nose, tell them I am touching your nose, eyes, cheeks and mouth.</p> <div data-bbox="737 805 1014 1081" data-label="Image"> </div>	<p data-bbox="1010 151 1377 237"><u>Nursery Rhyme/s:</u> I'm Bringing Home A Baby Bumblebee</p> <p data-bbox="1041 241 1377 274">https://youtu.be/shi9tJ9S_O8</p> <p data-bbox="1010 298 1352 355">Little Old Lady Who Lived In A Shoe</p> <p data-bbox="1010 360 1377 393">https://youtu.be/6XKH3QEIHQg</p>	<p data-bbox="1476 151 1724 183"><u>Enrichment Activities:</u></p> <p data-bbox="1497 212 1707 237">Babies and Boxes</p> <p data-bbox="1440 241 1766 708">Boxes are so much fun! There is no need to buy fancy blocks to build your infant's motor skills. Wrap up some smaller boxes (such as cereal boxes or shoe boxes) with recycled newspaper or wrapping paper and allow your baby to handle them and learn to rip them open. He will love the sound of the paper ripping as he pulls on it. He will also enjoy stacking boxes, knocking them over, and rebuilding the stack with your help.</p> <div data-bbox="1440 708 1755 919" data-label="Image"> </div>	<p data-bbox="1791 151 1955 207"><u>Special Need Adaptations</u></p> <p data-bbox="1791 241 1965 505">Materials used daily stimulate a variety of large muscle skills (crawling, walking, balancing, climbing, ball play).</p>